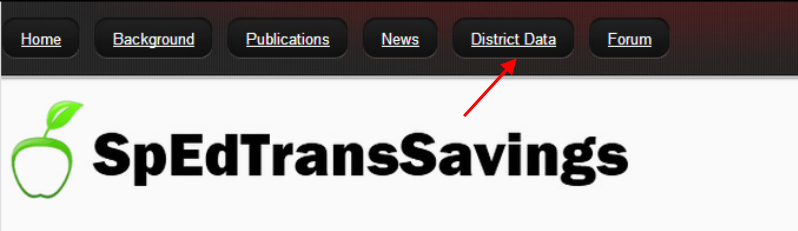
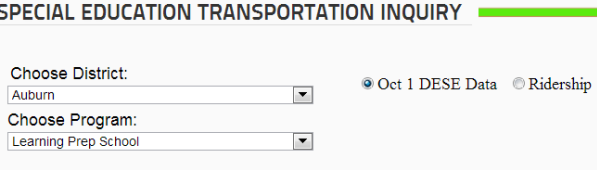
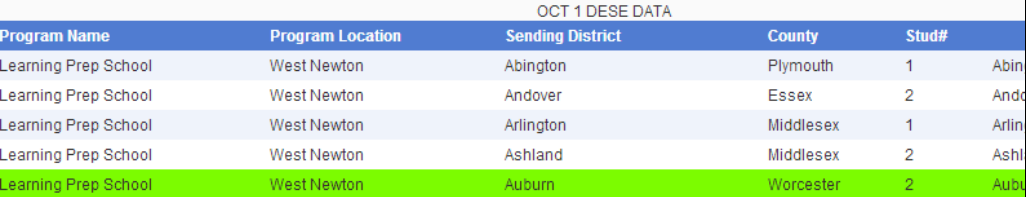

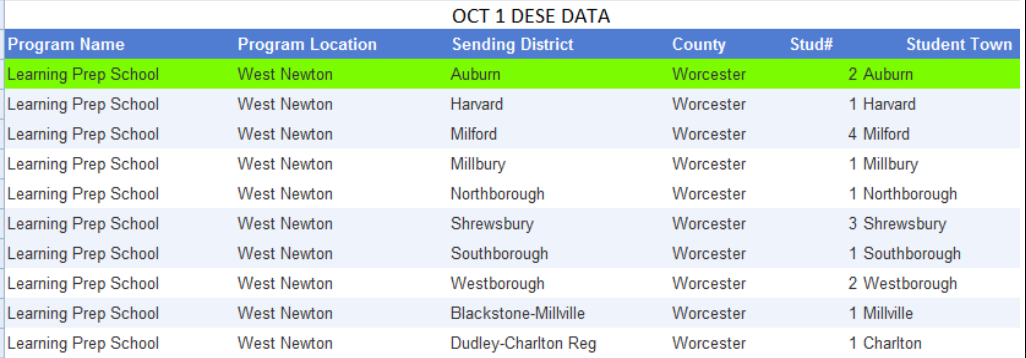
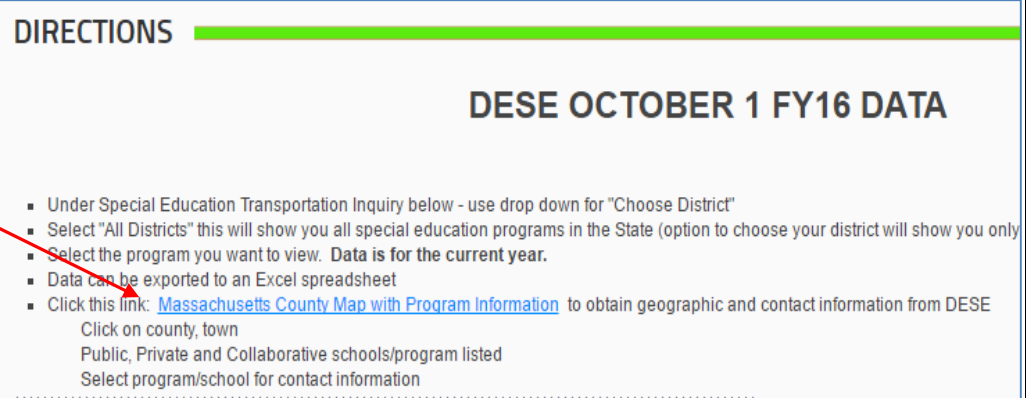
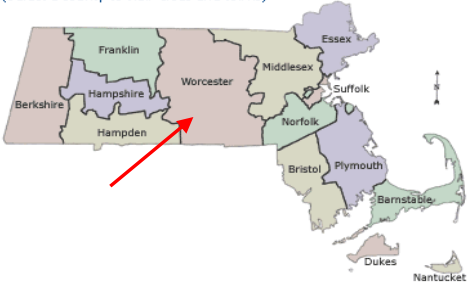
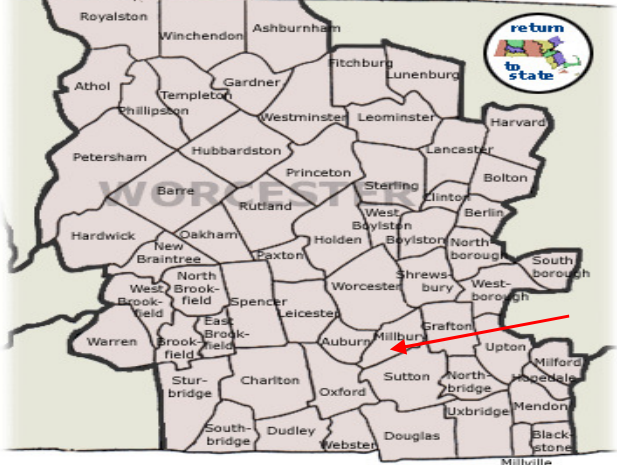





Special Education Transportation Website Instructions

| DIRECTIONS | DIAGRAM |
|--|--|
| <p>YOU ARE HERE</p> |  |
| <p>Choose district on the drop down list: ie-Auburn (will only list programs Auburn sends students to based on Oct 1 DESE data)</p> <p>Select "Learning Prep" under "Choose Program"</p> |  |
| <p>New placement or existing and you want to see if a ride share opportunity exists.</p> <p>Oct 1 DESE Data: check for rideshare opportunities</p> |  |
| <p>Hit "Export to Excel" located at bottom of list in order to sort the data.</p> |  |
| <p>In Excel, sort by county</p> |  |
| <p>Go back to website, click on "Massachusetts County Map with Program Information"</p> |  <p>DIRECTIONS</p> <p style="text-align: center;">DESE OCTOBER 1 FY16 DATA</p> <ul style="list-style-type: none"> ▪ Under Special Education Transportation Inquiry below - use drop down for "Choose District" ▪ Select "All Districts" this will show you all special education programs in the State (option to choose your district will show you only) ▪ Select the program you want to view. Data is for the current year. ▪ Data can be exported to an Excel spreadsheet ▪ Click this link: Massachusetts County Map with Program Information to obtain geographic and contact information from DESE <ul style="list-style-type: none"> Click on county, town Public, Private and Collaborative schools/program listed Select program/school for contact information |

Special Education Transportation Website Instructions

| <p>Brings you to DESE website in a new browser window</p> <p>Click on "Worcester"</p> | <div style="display: flex; justify-content: space-between;"> <ul style="list-style-type: none"> > Organization Search > People Search > Quick Search <li style="color: orange;"> Geographic Search > Schools Near Me <div style="text-align: right;"> <p>Geographic Search (Select a county to view cities and towns)</p>  </div> </div> | | | | | | | | | | | | | | | | | | | | |
|---|---|-----------------------|--------------|-------|-----|----------------|-----------------|--------------|----|---------------------|-----------------------|-----------------------|--------------|------------------------|-----------------|--------------|----|---------------------------|---------------|--------------|--------------|
| <p>Map of towns in Worcester County</p> <p>Can look at towns closest to you, reference back to list of towns sending students to same program from Oct 1 data.</p> <p>Click on town to obtain contact information</p> | <p>Search for Profile > Worcester County</p>  | | | | | | | | | | | | | | | | | | | | |
| <p>Profile for Millbury</p> <p>Click on "Public School District"</p> <p style="text-align: right; color: red;">→</p> <p>This provides you with all schools in Millbury; Special Education, Public and Non-Public schools.</p> | <p>Search Results - Millbury</p> <p>Special Education School</p> <p>Youth Opportunities Upheld School - Millbury</p> <p>Public School District</p> <p>Millbury - Millbury</p> <p>Public School</p> <p>Elmwood Street - Millbury</p> <p>Millbury Junior/Senior High - Millbury</p> <p>Raymond E. Shaw Elementary - Millbury</p> <p>Private (Non-Public/Non-Special Ed) Schools</p> <p>Assumption - Millbury</p> <p>Search for Profile > Worcester County</p>  | | | | | | | | | | | | | | | | | | | | |
| <p>Click on "People" link for contact name and number</p> <p style="text-align: right; color: red;">→</p> | <div style="display: flex; justify-content: space-between;"> <ul style="list-style-type: none"> <li style="color: orange;"> Contact Information <li style="color: blue;">> People > Grades Offered > Relationships/Membership > About Public School Districts <div style="text-align: right;"> <p>Contact Information</p> <p>Susan Hitchcock, Superintendent</p> <hr style="border-top: 1px dotted black;"/> <p>Mailing Address: 12 Martin Street Millbury, MA, 01527 508-865-9501</p> <p>Phone:</p> </div> <div style="text-align: right;">  <p>PRINT</p> </div> </div> | | | | | | | | | | | | | | | | | | | | |
| <p>Provides contact information for all departments</p> | <p>People</p> <div style="text-align: right;">  <p>PRINT</p> </div> <table border="1" style="width: 100%; border-collapse: collapse; text-align: center;"> <thead> <tr style="background-color: #4a7ebb; color: white;"> <th>Function</th> <th>Contact Name</th> <th>Phone</th> <th>Fax</th> </tr> </thead> <tbody> <tr> <td>Superintendent</td> <td>Susan Hitchcock</td> <td>508-865-9501</td> <td>--</td> </tr> <tr> <td>Curriculum Director</td> <td>Jennifer R. Bellville</td> <td>208-865-9501 x7002</td> <td>508-865-0888</td> </tr> <tr> <td>Data Warehouse Contact</td> <td>Susan Hitchcock</td> <td>508-865-9501</td> <td>--</td> </tr> <tr> <td>District Data Coordinator</td> <td>Rob Bellville</td> <td>508-865-8044</td> <td>508-865-0888</td> </tr> </tbody> </table> | Function | Contact Name | Phone | Fax | Superintendent | Susan Hitchcock | 508-865-9501 | -- | Curriculum Director | Jennifer R. Bellville | 208-865-9501 x7002 | 508-865-0888 | Data Warehouse Contact | Susan Hitchcock | 508-865-9501 | -- | District Data Coordinator | Rob Bellville | 508-865-8044 | 508-865-0888 |
| Function | Contact Name | Phone | Fax | | | | | | | | | | | | | | | | | | |
| Superintendent | Susan Hitchcock | 508-865-9501 | -- | | | | | | | | | | | | | | | | | | |
| Curriculum Director | Jennifer R. Bellville | 208-865-9501 x7002 | 508-865-0888 | | | | | | | | | | | | | | | | | | |
| Data Warehouse Contact | Susan Hitchcock | 508-865-9501 | -- | | | | | | | | | | | | | | | | | | |
| District Data Coordinator | Rob Bellville | 508-865-8044 | 508-865-0888 | | | | | | | | | | | | | | | | | | |

Special Education Transportation Website Instructions

| | |
|---|--|
| <p>For new placements, (programs your district is not sending students to as of October 1) select "All Districts" on drop down tab</p> | <div style="border: 1px solid black; padding: 5px;"> <h3 style="margin: 0;">SPECIAL EDUCATION TRANSPORTATION INQUIRY</h3> <div style="border: 1px solid gray; padding: 5px; margin-bottom: 5px;"> <p>Choose District:</p> <div style="border: 1px solid gray; padding: 2px;">All Districts ▼</div> </div> <div style="border: 1px solid gray; padding: 5px;"> <p>Choose Program:</p> <div style="border: 1px solid gray; height: 20px; margin-bottom: 5px;"></div> </div> </div> |
| <p>List of all programs students are being sent to as of October 1 report.</p> <p>Then you can select program and start process as described above.</p> | <div style="border: 1px solid black; padding: 5px;"> <h4 style="margin: 0;">NEW PLACEMENT</h4> <ul style="list-style-type: none"> ▪ Under Special Education Transportation Inquiry below - use drop down for "Choose District" ▪ Select "All Districts" this will show you all special education programs in the State (option to choose your district will show you only programs in your district) ▪ Select the program you want to view. Data is for FY2013. ▪ Two viewing options: "Oct 1 DESE Data" - Statewide Data ▪ "Oct 1 DESE Data" - Statewide Data ▪ "Ridership" actual ridership ▪ Data can be exported to an Excel spreadsheet ▪ Click this link: Massachusetts County Map Page <div style="border: 1px solid gray; padding: 5px; margin-top: 5px;"> <p>Click on county, town or city to view programs in that area. Public, Private and Charter schools are included. Select program/school</p> <p>*****</p> <p>Massachusetts County Map Page</p> </div> <div style="border: 1px solid gray; padding: 5px; margin-top: 5px;"> <h4 style="margin: 0;">SPECIAL EDUCATION PROGRAMS</h4> <ul style="list-style-type: none"> ACCEPT Education Collaborative: ACCEPT Academy Therapeutic Program - Ashland Middle School ACCEPT Education Collaborative: ACCEPT Academy Therapeutic Program - Pittaway School ACCEPT Education Collaborative: C2C (Classroom to Community) ACCEPT Education Collaborative: IDEAL ACCEPT Education Collaborative: PACES ACCEPT Education Collaborative: PALS I ACCEPT Education Collaborative: PALS II ACCEPT Education Collaborative: PALS Programs (I and II) ACCEPT Education Collaborative: PASSAGES ACCEPT Education Collaborative: The CLUB After School Program Aditus Inc Amego School American School for the Deaf Archway School Arlington School Assabet Valley Collaborative: ASSABET VALLEY COLLABORATIVE ALT SCHOOL Assabet Valley Collaborative: Evolution Assabet Valley Collaborative: REACH I Assabet Valley Collaborative: REACH II </div> <div style="margin-top: 10px;"> <p>Choose District:</p> <p>Choose Program:</p> <div style="border: 1px solid gray; padding: 2px; display: flex; align-items: center;"> ▼ </div> </div> </div> |